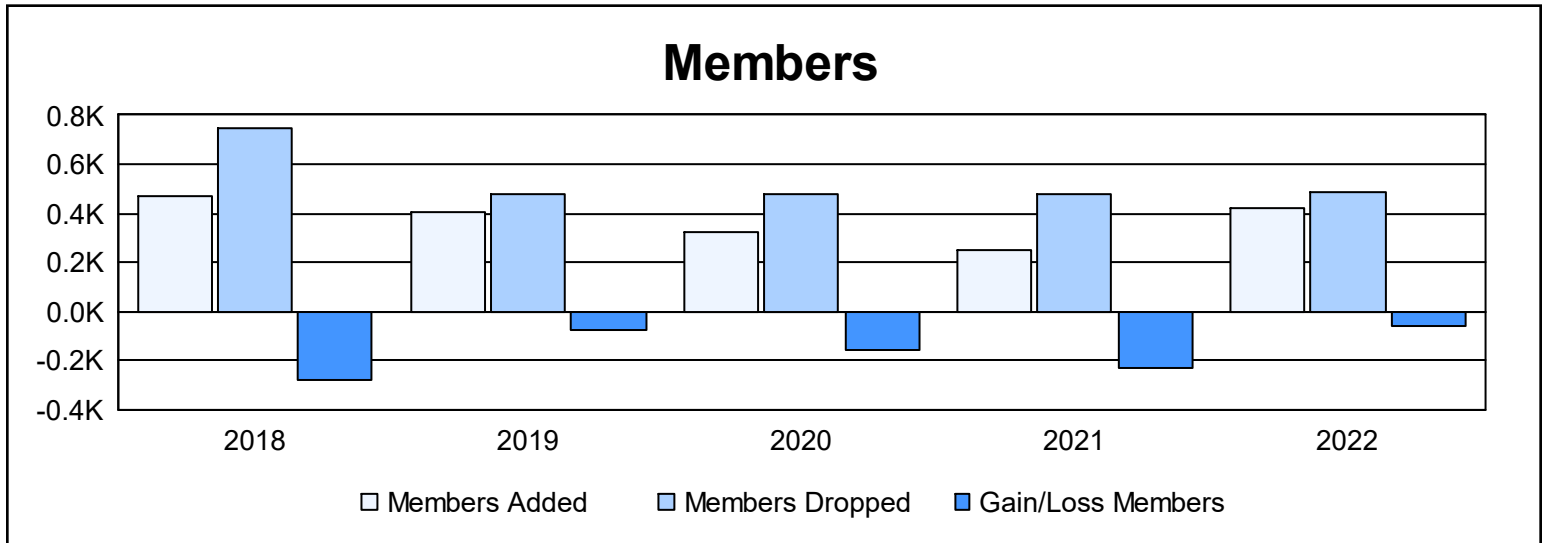
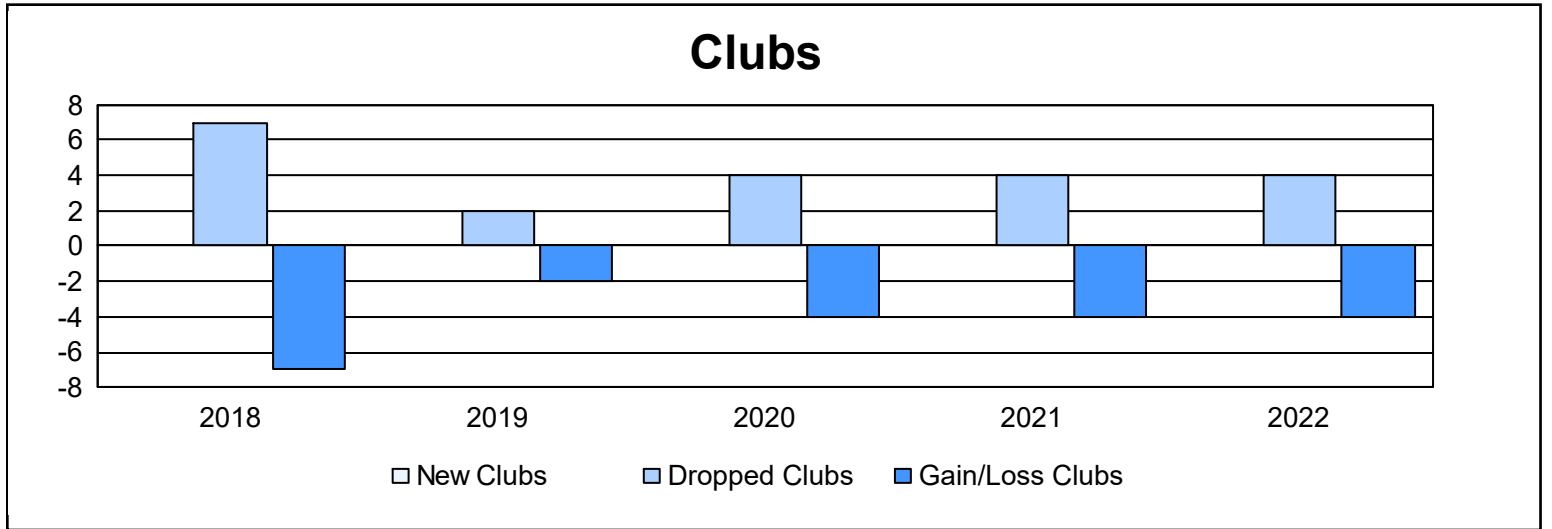
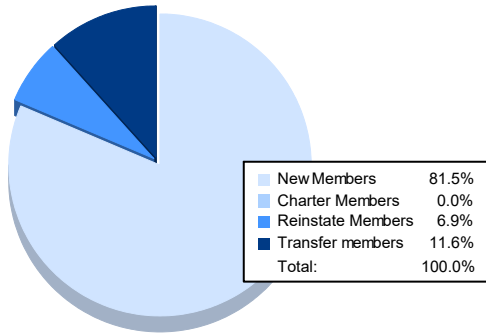


Year	New Clubs	Dropped Clubs	Gain/ Loss Clubs	New Members	Charter Members	Reinstate Members	Transfer Members	Total Member Added	Total Members Dropped	Gain/ Loss Members
2017-2018	0	7	-7	391	8	22	45	466	749	-283
2018-2019	0	2	-2	324	6	54	19	403	478	-75
2019-2020	0	4	-4	258	1	42	21	322	477	-155
2020-2021	0	4	-4	185	1	37	24	247	479	-232
2021-2022	0	4	-4	343	0	29	49	421	484	-63
<b>Average</b>	<b>0</b>	<b>4</b>	<b>-4</b>	<b>300</b>	<b>3</b>	<b>37</b>	<b>32</b>	<b>372</b>	<b>533</b>	<b>-162</b>



### Membership Composition June 2022 Cumulative



### Gender Composition June 2022 Cumulative

